

box + engenharia



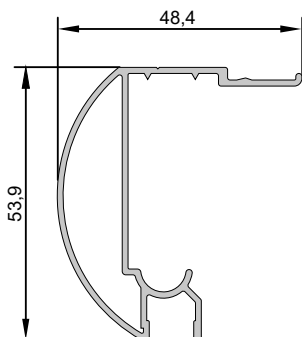


## Barra Box 8mm

### GS-139

Trilho Superior

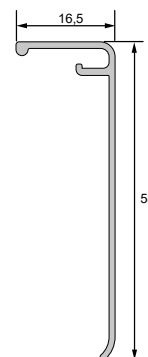
Peso: 0,585



### GS-026

Capa

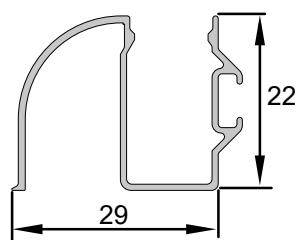
Peso: 0,214



### EK-005

Gui inferior (Correr)

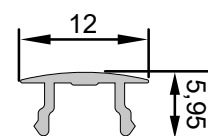
Peso: 0,283



### GS-028

Click

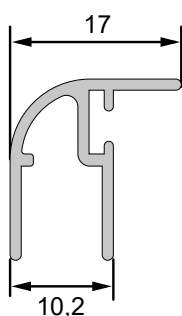
Peso: 0,052



### GS-078

Perfil Canto

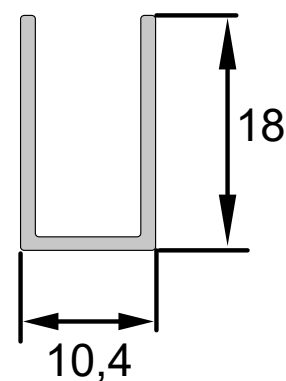
Peso: 0,160



### GS-074L

Perfil U

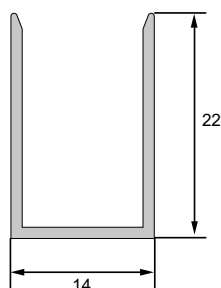
Peso: 0,131



### GS-075

Perfil U

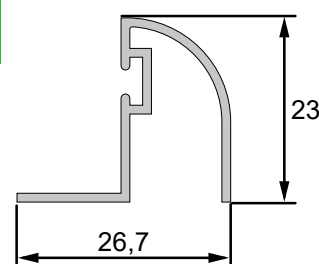
Peso: 0,143



### GS-076

Guia Inferior (abrir)

Peso: 0,219



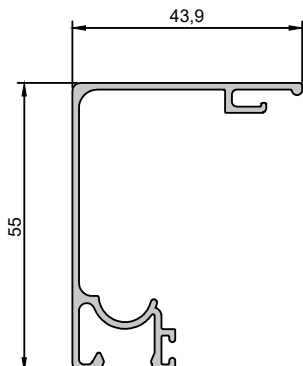


## Barra Engenharia 8mm

### GS-147

Trilho Superior

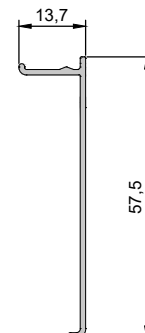
Peso: 0,548



### GS-148

Tampa

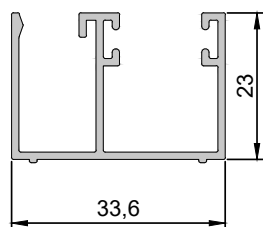
Peso: 0,228



### GS-085

Trilho inferior

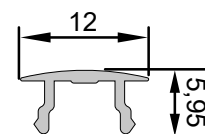
Peso: 0,382



### GS-028

Click

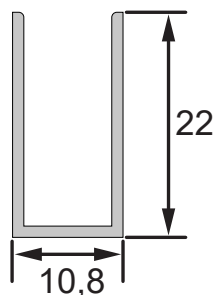
Peso: 0,052



### GS-074

Perfil U Fixo

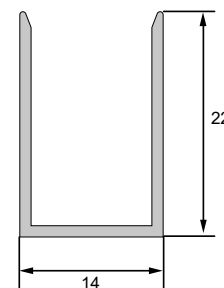
Peso: 0,157



### GS-075

Perfil U

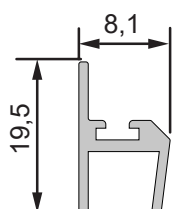
Peso: 0,143



### GS-077

Cadeirinha

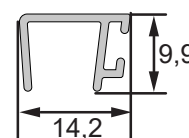
Peso: 0,163



### GS-127

Transpasse

Peso: 0,100



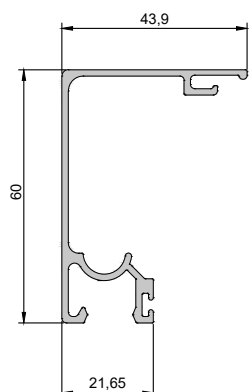


## Barra Engenharia 10mm

### GS-102

Trilho Superior

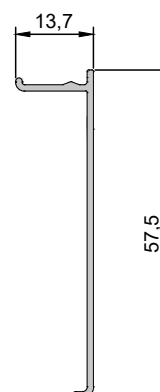
Peso: 0,691



### GS-148

Tampa

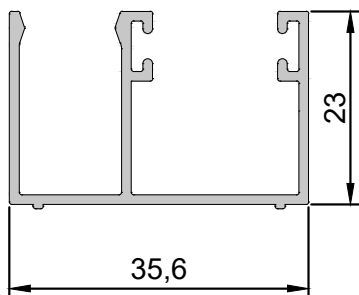
Peso: 0,228



### GS-086

Guia inferior

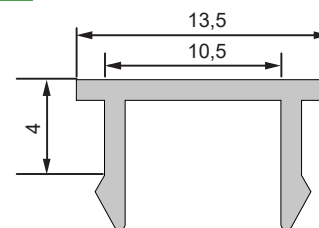
Peso: 0,376



### CL-023

Click

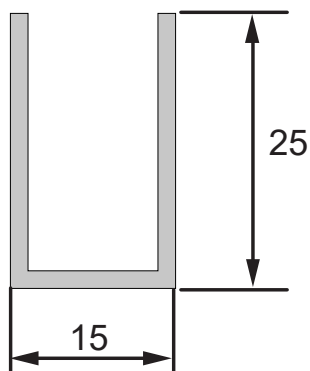
Peso: 0,081



### PU-329

Perfil U

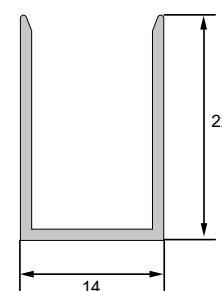
Peso: 0,268



### GS-075

Perfil U

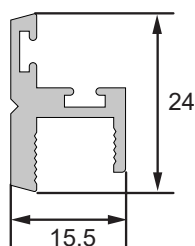
Peso: 0,143



### BX-209

Cadeirinha

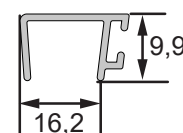
Peso: 0,314

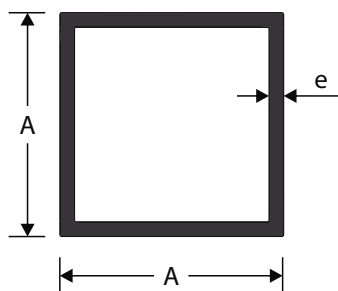


### GS-145

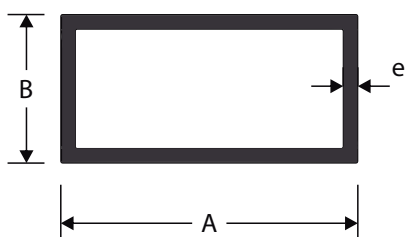
Transpasse

Peso: 0,105

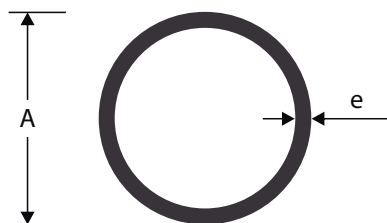




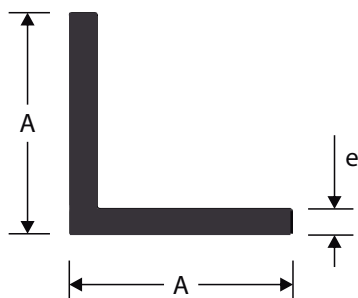
TUBO QUADRADO						
CÓDIGOS		POLEGADAS		MM		PESO
INTERNO	MERCADO	A	e	A	e	Kg/m
TQ-007	---	1	3/64	25,40	1,20	0,315
TQ-009	---	1	1/16	25,40	1,59	0,410
TQ-010	---	1	---	25,40	2,00	0,507
TQ-014	TUB-4014	1.1/2	1/16	38,10	1,59	0,629
TQ-015	---	1.1/2	---	38,10	2,00	0,782
TQ-215	---	2	---	50,80	1,50	0,801
TQ-017	TUB-4020	2	---	50,80	1,98	1,047
TQ-017L	---	2	---	50,80	1,40	0,750



TUBO RETANGULAR								
CÓDIGOS		POLEGADAS			MM			PESO
INTERNO	MERCADO	A	B	e	A	B	e	Kg/m
TG-005	TUB-4560	2	1	---	50,80	25,40	1,50	0,595
TG-006	---	2	1	---	50,80	25,40	1,10	0,441
TG-007	TUB-4504	2	1	---	50,80	25,40	2,00	0,782
TG-008	TUB-4513	2	1.1/2	---	50,80	38,10	1,98	0,910
TG-071	---	2	1	3/64	50,80	25,40	1,20	0,479
TG-108	---	2	1.1/2	---	50,80	38,10	1,50	0,696
TG-014	TUB-4517	3	1.1/2	---	76,20	38,10	1,98	1,184
TG-021	---	4	2	1/8	101,60	50,80	3,18	2,517
TG-072	---	4	2	---	101,60	50,80	2,00	1,608
TG-316	---	4	2	---	101,60	50,80	1,50	1,214



TUBO REDONDO						
CÓDIGOS		POLEGADAS		MM		PESO
INTERNO	MERCADO	A	e	A	e	Kg/m
TR-013	---	5/8	---	15,88	1,24	0,154
TR-014	TUB-019	5/8	1/16	15,88	1,59	0,193
TR-020	TUB-028	3/4	1/16	19,05	1,59	0,236
TR-039	TUB-044	1	---	25,40	1,00	0,208
TR-070	---	1.1/2	1/16	38,10	1,59	0,494
TR-072	---	1.1/2	---	38,10	2,40	0,729
TR-098	TUB-50	2	1/16	50,80	1,59	0,666
TR-099	TUB-091	2	---	50,80	2,00	0,830
TR-907	---	2	---	50,80	1,25	0,527



CANTONEIRAS DE ABAS IGUAIS						
CÓDIGOS		POLEGADAS		MM		PESO
INTERNO	MERCADO	A	e	e	Kg/m	
CT-001	L-002	1/2	1/16	12,70	1,59	0,102
CT-100	---	1/2	---	12,70	1,10	0,072
CT-102	---	---	---	15,80	1,15	0,094
CT-004	L-008	5/8	1/8	15,88	3,18	0,245
CT-005	L-405	5/8	1/16	15,88	1,59	0,130
CT-007	L-009	3/4	1/16	19,05	1,59	0,157
CT-009	---	3/4	3/32	19,05	2,38	0,230
CT-010	L-011	3/4	1/8	19,05	3,18	0,300
CT-103	---	3/4	---	19,05	1,15	0,114
CT-015	---	1	3/64	25,40	1,20	0,161
CT-016	L-013	1	---	25,40	1,58	0,210
CT-019	L-014	1	1/8	25,40	3,18	0,410
CT-101	---	1	---	25,40	1,15	0,154